


#	USA State	Total Cases	New Cases	Total Deaths	New Deaths	Total Recovered	Active Cases	Tot Cases/ 1M pop	Deaths/ 1M pop	Total Tests
	USA Total	48,398,455		789,155		38,330,073	9,279,227	146,218	2,384	728,8
1	California (/coronavirus/usa/california/)	4,903,632		73,830		N/A	N/A	124,104	1,869	107,9
2	Texas (/coronavirus/usa/texas/)	4,300,190		73,590		4,148,624	77,976	148,303	2,538	46,7
3	Florida (/coronavirus/usa/florida/)	3,723,780		60,846		3,489,442	173,492	173,379	2,833	43,0
4	New York (/coronavirus/usa/new-york/)	2,737,078		57,662		2,288,515	390,901	140,698	2,964	78,7
5	Illinois (/coronavirus/usa/illinois/)	1,758,146		29,115		1,637,157	91,874	138,745	2,298	37,7
6	Pennsylvania (/coronavirus/usa/pennsylvania/)	1,666,724		32,729		1,533,386	100,609	130,193	2,557	19,3
7	Georgia (/coronavirus/usa/georgia/)	1,653,237		30,094		1,324,680	298,463	155,710	2,834	17,3



9	<b>North Carolina</b> ( <a href="#">/coronavirus/usa/north-carolina/</a> )	1,512,478		18,562		1,466,246	27,670	144,209	1,770	19,8
10	<b>Michigan</b> ( <a href="#">/coronavirus/usa/michigan/</a> )	1,387,938		24,684		1,048,073	315,181	138,976	2,472	18,9
11	<b>Tennessee</b> ( <a href="#">/coronavirus/usa/tennessee/</a> )	1,302,201		16,796		1,272,180	13,225	190,682	2,459	10,5
12	<b>Arizona</b> ( <a href="#">/coronavirus/usa/arizona/</a> )	1,228,076		21,808		1,120,370	85,898	168,721	2,996	6,1
13	<b>New Jersey</b> ( <a href="#">/coronavirus/usa/new-jersey/</a> )	1,225,928		28,230		1,116,004	81,694	138,021	3,178	16,0
14	<b>Indiana</b> ( <a href="#">/coronavirus/usa/indiana/</a> )	1,065,717		17,220		987,504	60,993	158,301	2,558	15,0
15	<b>Virginia</b> ( <a href="#">/coronavirus/usa/virginia/</a> )	951,698		14,469		N/A	N/A	111,499	1,695	14,3
16	<b>Wisconsin</b> ( <a href="#">/coronavirus/usa/wisconsin/</a> )	941,550		9,800		N/A	N/A	161,711	1,683	12,0
17	<b>South Carolina</b> ( <a href="#">/coronavirus/usa/south-carolina/</a> )	910,690		14,078		814,105	82,507	176,877	2,734	12,2
18	<b>Missouri</b> ( <a href="#">/coronavirus/usa/missouri/</a> )	888,720		13,179		721,579	153,962	144,803	2,147	11,1
19	<b>Massachusetts</b> ( <a href="#">/coronavirus/usa/massachusetts/</a> )	887,889		19,244		N/A	N/A	128,820	2,792	32,6
20	<b>Minnesota</b> ( <a href="#">/coronavirus/usa/minnesota/</a> )	856,524		9,249		822,882	24,393	151,876	1,640	14,4
21	<b>Alabama</b> ( <a href="#">/coronavirus/usa/alabama/</a> )	841,483		16,043		N/A	N/A	171,620	3,272	6,1
22	<b>Colorado</b> ( <a href="#">/coronavirus/usa/colorado/</a> )	801,014		9,086		591,451	200,477	139,095	1,578	12,7
23	<b>Kentucky</b> ( <a href="#">/coronavirus/usa/kentucky/</a> )	768,656		10,394		N/A	N/A	172,048	2,326	10,2
24	<b>Louisiana</b> ( <a href="#">/coronavirus/usa/louisiana/</a> )	766,849		14,735		N/A	N/A	164,957	3,170	11,3
25	<b>Washington</b> ( <a href="#">/coronavirus/usa/washington/</a> )	763,818		9,141		323,989	430,688	100,306	1,200	9,8
26	<b>Oklahoma</b> ( <a href="#">/coronavirus/usa/oklahoma/</a> )	657,630		11,088		638,058	8,484	166,195	2,802	4,6
27	<b>Utah</b> ( <a href="#">/coronavirus/usa/utah/</a> )	581,165		3,411		544,202	33,552	181,277	1,064	7,0

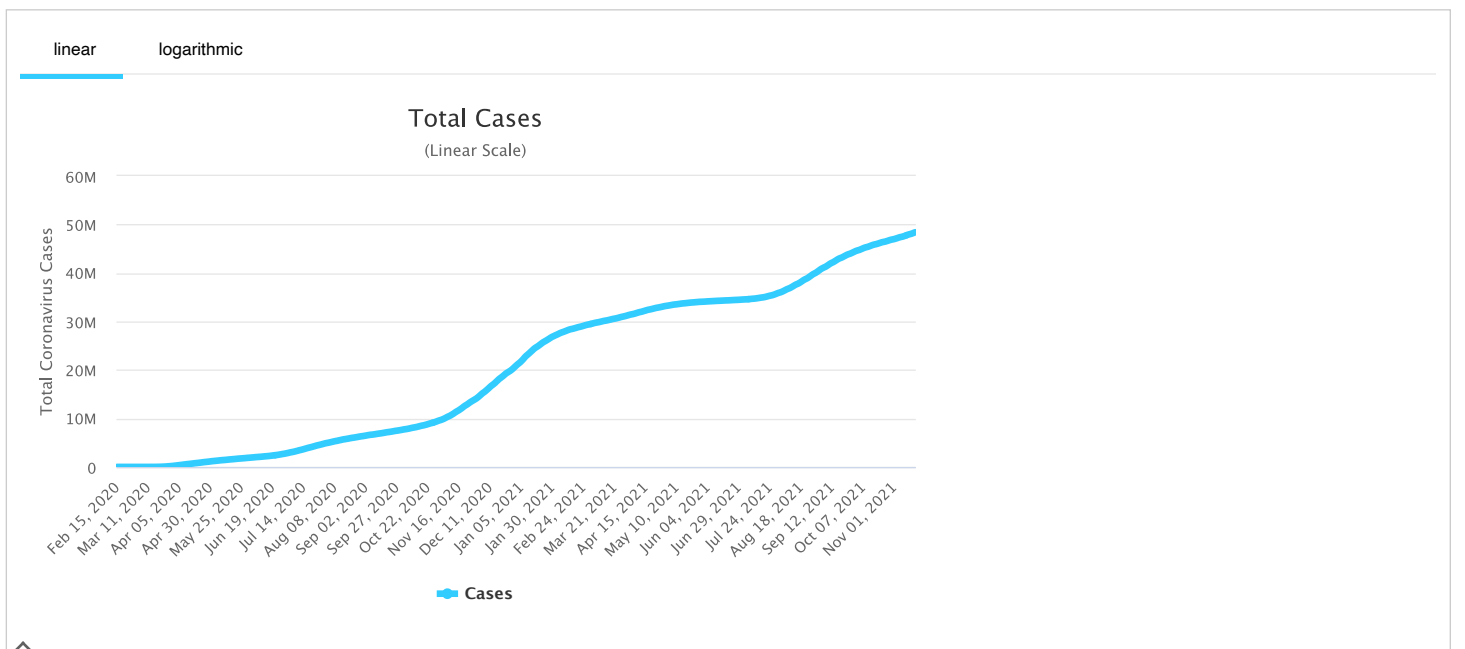


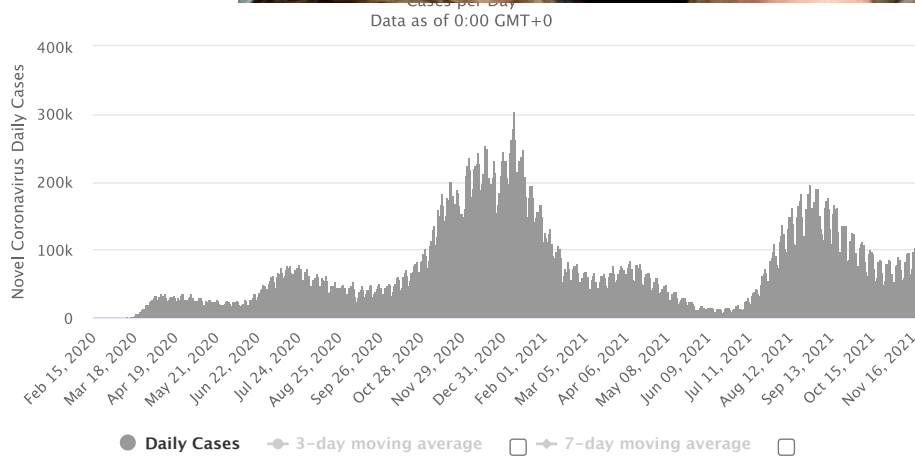

29	<a href="#">Iowa (/coronavirus/usa/iowa/)</a>	549,236		7,268		472,324	69,644	174,080	2,304	6,9
30	<a href="#">Arkansas (/coronavirus/usa/arkansas/)</a>	522,460		8,599		507,827	6,034	173,126	2,849	5,4
31	<a href="#">Mississippi (/coronavirus/usa/mississippi/)</a>	510,322		10,222		495,127	4,973	171,471	3,435	4,1
32	<a href="#">Nevada (/coronavirus/usa/nevada/)</a>	463,976		7,899		422,210	33,867	150,634	2,564	5,4
33	<a href="#">Kansas (/coronavirus/usa/kansas/)</a>	452,909		6,634		414,889	31,386	155,462	2,277	1,8
34	<a href="#">Connecticut (/coronavirus/usa/connecticut/)</a>	412,058		8,834		388,314	14,910	115,575	2,478	12,1
35	<a href="#">Oregon (/coronavirus/usa/oregon/)</a>	382,990		4,886		330,472	47,632	90,805	1,158	7,9
36	<a href="#">Idaho (/coronavirus/usa/idaho/)</a>	302,394		3,826		131,832	166,736	169,213	2,141	2,2
37	<a href="#">Nebraska (/coronavirus/usa/nebraska/)</a>	300,348		3,092		N/A	N/A	155,266	1,598	4,0
38	<a href="#">New Mexico (/coronavirus/usa/new-mexico/)</a>	300,101		5,238		256,190	38,673	143,121	2,498	5,1
39	<a href="#">West Virginia (/coronavirus/usa/west-virginia/)</a>	286,249		4,717		274,599	6,933	159,724	2,632	4,4
40	<a href="#">Montana (/coronavirus/usa/montana/)</a>	187,530		2,540		178,135	6,855	175,462	2,377	2,1
41	<a href="#">Rhode Island (/coronavirus/usa/rhode-island/)</a>	185,799		2,903		N/A	N/A	175,388	2,740	5,9
42	<a href="#">South Dakota (/coronavirus/usa/south-dakota/)</a>	161,960		2,303		152,882	6,775	183,076	2,603	1,6
43	<a href="#">North Dakota (/coronavirus/usa/north-dakota/)</a>	157,381		1,838		152,001	3,542	206,520	2,412	5
44	<a href="#">New Hampshire (/coronavirus/usa/new-hampshire/)</a>	149,827		1,656		140,539	7,632	110,190	1,218	3,4
45	<a href="#">Delaware (/coronavirus/usa/delaware/)</a>	148,674		2,143		138,801	7,730	152,680	2,201	8
46	<a href="#">Alaska (/coronavirus/usa/alaska/)</a>	142,203		812		99,348	42,043	194,387	1,110	3,4
47	<a href="#">Maine (/coronavirus/usa/maine/)</a>	114,065		1,254		N/A	N/A	84,856	933	3,7



49	<a href="#">Hawaii (/coronavirus/usa/hawaii/)</a>	86,316		992		N/A	N/A	60,963	701	2,6
50	<a href="#">District Of Columbia (/coronavirus/usa/district-of-columbia/)</a>	65,889		1,196		N/A	N/A	93,360	1,695	2,3
51	<a href="#">Vermont (/coronavirus/usa/vermont/)</a>	45,985		400		38,221	7,364	73,695	641	2,4
52	<b>Puerto Rico</b>	186,905		3,259		148,480	35,166	55,184	962	3,0
53	<b>Guam</b>	19,040		262		16,940	1,838			2
54	<b>United States Virgin Islands</b>	7,427		84		7,245	98			2
55	<b>Northern Mariana Islands</b>	183		2		N/A	N/A			
56	<b>American Samoa</b>	4				4	0			
57	US Military	389,319		604		373,646	15,069			
58	Veteran Affairs	377,550		16,554		353,582	7,414			5,5
59	Federal Prisons	56,709		274		N/A	N/A			1
60	Navajo Nation	38,616		1,518		36,168	930			3
61	Grand Princess Ship	122		7		115	0			
62	Wuhan Repatriated	3				3	0			
63	Diamond Princess Ship	46				46	0			
	<b>Total:</b>	<b>48,398,455</b>		<b>789,155</b>		<b>38,330,073</b>	<b>9,279,227</b>	<b>146,218</b>	<b>2,384</b>	<b>728,8</b>

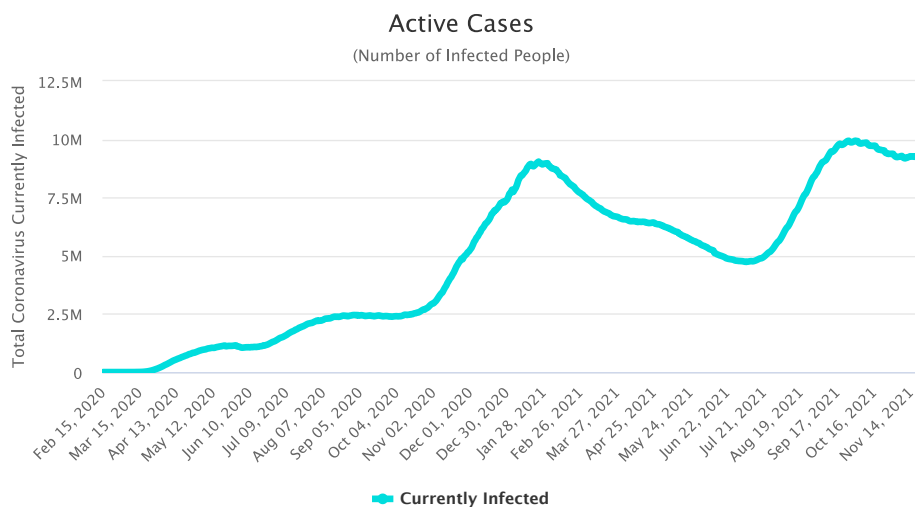
## Total Coronavirus Cases in the United States






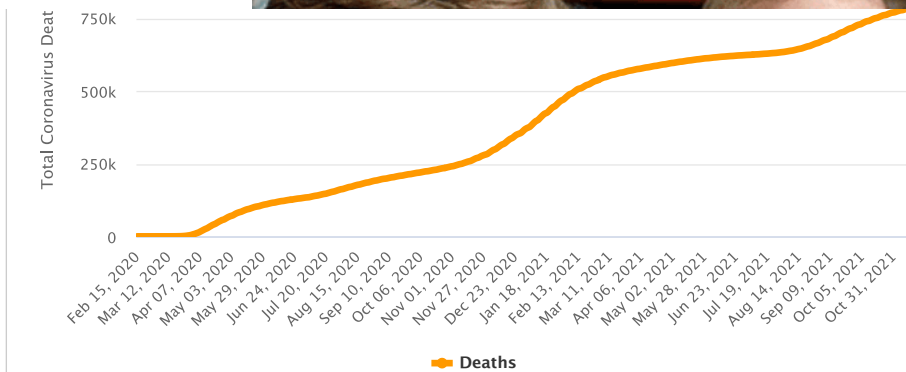
See also: [Daily Deaths Graph](#)

## Active Cases in the United States

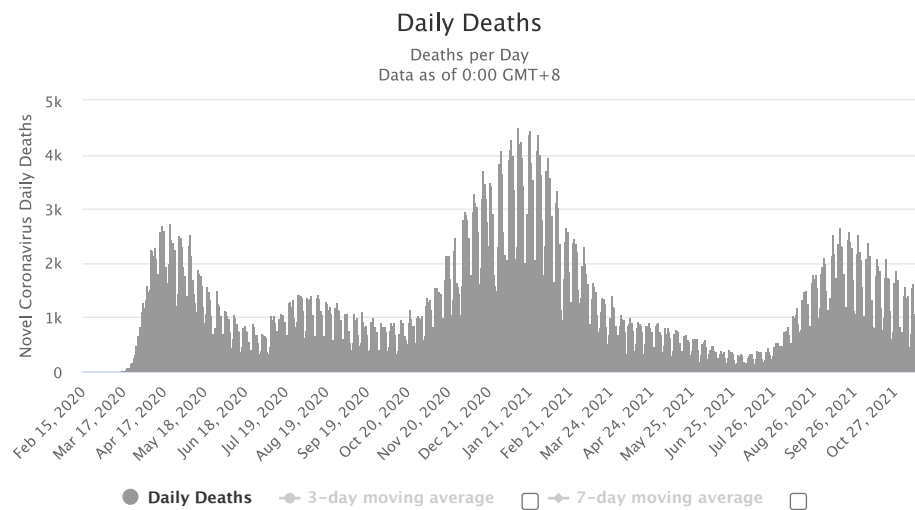


## Total Coronavirus Deaths in the United States





## Daily New Deaths in the United States



See also: [Daily Cases Graph](#)

## Latest News

November 18 (GMT)

### Updates


- 99,146 new cases and 1,147 new deaths in [the United States \(/coronavirus/country/us/\)](#)

November 17

November 16

November 15



[View More News](#) 

## Historical account of the initial stages of the epidemic in the United States

Content:


- First 20 cases in the United States
- Progression of first suspected cases
- Timeline of initial events
- Sources for the historical account

### First 20 cases in the United States

Information collected on the first 20 domestic cases (not including repatriated cases and Diamond Princess cruise ship evacuee cases) is presented in the table below:

State	Cases	Sex	Age	Date	Case #	Location	Source
Oregon	1			Feb. 29	17 <sup>th</sup>	Washington C.	
Washington	2			Feb. 29	18, 19 <sup>th</sup>		
	1	M	30s	Jan. 21	1 <sup>st</sup>	Snohomish	[7]
Illinois	1			Mar. 1	20 <sup>th</sup>		
	1	M	60s	Jan. 30	6 <sup>th</sup>	Chicago	[12]
	1	F	60s	Jan. 24	2 <sup>nd</sup>	Chicago	[8]
California	2	unkn.	unkn.	Jan. 26	3 <sup>rd</sup> , 4 <sup>th</sup>	Orange C., L.A.	[9]
	1	M	adult	Jan. 31	7 <sup>th</sup>	Santa Clara C.	[17][18]
	1	F	unkn.	Feb. 2	9 <sup>th</sup>	Santa Clara C.	
	1	M	57	Feb. 2	10 <sup>th</sup>	San Benito C.	
	1	F	57	Feb. 2	11 <sup>th</sup>	San Benito C.	
	1		65	Feb. 28	16 <sup>th</sup>	Santa Clara C.	
	1			Feb. 21	13 <sup>th</sup>	Humboldt C.	
	1			Feb. 21	14 <sup>th</sup>	Sacramento C.	
	1			Feb. 26	15 <sup>th</sup>	[Northern California]	
Massachusetts	1	M	20s	Feb. 1	8 <sup>th</sup>	Boston	[16]
Arizona	1	unkn.	student	Jan. 26	5 <sup>th</sup>	Maricopa County	
Wisconsin	1			Feb. 5	12 <sup>th</sup>	Madison	

## Patients Under Investigation (PUI) in the United States



<i>Number of U.S. States with PUI</i>	<i>36</i>
<b>Positive</b>	<b>12</b>
Negative	318
<b>Pending</b> (specimens awaiting testing)	<b>68</b>
<b>TOTAL</b>	<b>398</b>

As of Feb. 7:

<i>Number of U.S. States with PUI</i>	<i>36</i>
<b>Positive</b>	<b>12</b>
Negative	225
<b>Pending</b> (specimens awaiting testing)	<b>100</b>
<b>TOTAL</b>	<b>337</b>

As of Feb. 5:

<i>Number of U.S. States with PUI</i>	<i>36</i>
<b>Positive</b>	<b>11</b>
Negative	206
<b>Pending</b> (specimens awaiting testing)	<b>76</b>
<b>TOTAL</b>	<b>293</b>

As of Feb. 3:

<i>Number of U.S. States with PUI</i>	<i>36</i>
<b>Positive</b>	<b>11</b>
Negative	167
<b>Pending</b> (specimens awaiting testing)	<b>82</b>
<b>TOTAL</b>	<b>260</b>

As of January 31:

<i>Number of U.S. States with PUI</i>	<i>36</i>
<b>Positive</b>	<b>6</b>
Negative	114
<b>Pending</b> (specimens awaiting testing)	<b>121</b>
<b>TOTAL</b>	<b>241</b>

Previously, as of January 29, there were 92 suspected cases awaiting testing.

<i>Number of U.S. States with PUI</i>	<i>36</i>
<b>Positive</b>	<b>5</b>
Negative	68
<b>Pending</b> (specimens awaiting testing)	<b>92</b>
<b>TOTAL</b>	<b>165</b>





- **▲** On Jan. 31, the U.S. Centers for Disease Control and Prevention (CDC) **issued a federal quarantine for 14 days** affecting the 195 American evacuees from Wuhan, China. Starting Sunday, Feb. 2, U.S. citizens, permanent residents and immediate family who have visited China's Hubei province will undergo a **mandatory 14 days quarantine** and, if they have visited other parts of China, they would be screened at airports and asked to self-quarantine for 14 days. The last time the CDC had issued a quarantine was over 50 years ago in the 1960s, for smallpox.
- **▲** President Donald Trump signed an order on Jan. 31 for the U.S. to **deny entry to foreign nationals who traveled to China** within the preceding two weeks, aside from the immediate family of U.S. citizens.
- On Jan. 30, the CDC had confirmed the **first case of person to person transmission in the U.S.:** <sup>[12]</sup> the husband of the Chicago, Illinois case who had returned from Wuhan, China on Jan. 13 and who tested positive for the virus on Jan. 24).
- CDC stated on Jan. 30 that "It is likely there will be more cases of 2019-nCoV reported in the U.S. in the coming days and weeks, including more person-to-person spread."<sup>[12]</sup>
- The virus had been confirmed in **5 states**.
- On Jan. 31, **New York City** health officials vehemently denied the rumor regarding a coronavirus case in the city <sup>[13]</sup>. On Feb. 1, however, the city's health commissioner did report that there was a test being performed on a person under 40 who had returned from China, developed matching symptoms, and tested negative to the seasonal flu.
- **Most US patients had recently visited Wuhan.**
- All of the first five U.S. cases were described as **mild**.
- A study on the first US case of novel coronavirus detailed mild symptoms followed by pneumonia ([https://www.cnn.com/2020/01/31/health/washington-coronavirus-study-nejm/index.html?utm\\_term=link&utm\\_medium=social&utm\\_content=2020-02-01T00](https://www.cnn.com/2020/01/31/health/washington-coronavirus-study-nejm/index.html?utm_term=link&utm_medium=social&utm_content=2020-02-01T00))

## U.S. Airlines suspended ALL flights between the U.S. and China

On Friday, January 31, Delta, American and United announced they would temporarily suspend all of their mainland China flights in response to the coronavirus outbreak.<sup>[14]</sup>

Prior to this January 31 announcement:

- **UNITED AIRLINES**  
on Jan. 28 had announced it would cut 24 flights between the U.S. and China for the first week of February.
- **AMERICAN AIRLINES**  
on Jan. 29 had announced it would suspend flights from Los Angeles to Shanghai and Beijing from Feb. 9 through March 27, 2020. It will maintain its flight schedules (10 daily A/R) from Dallas-Fort Worth to Shanghai and Beijing, as well as from Los Angeles and Dallas-Fort Worth to Hong Kong.
- **DELTA**  
had not adjusted its schedule of direct flights from the U.S. to China. It is the only airline with direct flights to not take action so far.

The White House was considering issuing a ban on flights between the United States and China, as of late Jan. 28<sup>[11]</sup>. Italy has announced on January 31 that it was suspending all flights to and from China following the first 2 cases of coronavirus in Italy.

## Travel Alert: Do Not Travel to China

- The U.S. State Department on January 30 issued a **Level 4: Do Not Travel to China Alert** (<https://travel.state.gov/content/travel/en/traveladvisories/traveladvisories/china-travel-advisory.html>) <sup>[4]</sup> (the highest level of alert).
- Previously, on January 29, the advisory was set at a lower "Level 3: Reconsider Travel" advising not to travel to Hubei Province: (Level 4) and reconsider travel to the remainder of China (Level 3).
- The CDC on Jan. 28 issued a Level 3 Warning (<https://wwwnc.cdc.gov/travel/notices/warning/novel-coronavirus-china>), recommending that travelers **avoid all nonessential travel to China** <sup>[5]</sup>.

Screening incoming passengers at 20 airports in the U.S.



- Los Angeles International (LAX)
- San Francisco International (SFO)
- Chicago O'Hare
- New York JFK
- Atlanta Hartsfield-Jackson International
- Houston George Bush Intercontinental
- Dallas-Fort Worth International
- San Diego International
- Seattle-Tacoma International
- Honolulu International
- Anchorage Ted Stevens International
- Minneapolis-St. Paul International
- Detroit Metropolitan
- Miami International
- Washington Dulles International
- Philadelphia International
- Newark Liberty International
- Boston Logan International
- El Paso International
- Puerto Rico's San Juan Airport

## Sources for the historical account

1. Novel Coronavirus (2019-nCoV) situation reports (<https://www.who.int/emergencies/diseases/novel-coronavirus-2019/situation-reports/>) - World Health Organization (<https://www.who.int/>) (WHO)
2. 2019 Novel Coronavirus (2019-nCoV) in the U.S (<https://www.cdc.gov/coronavirus/2019-ncov/cases-in-us.html>) - U.S. Centers for Disease Control and Prevention (<https://www.cdc.gov/>) (CDC)
3. Symptoms of Novel Coronavirus (2019-nCoV) (<https://www.cdc.gov/coronavirus/2019-ncov/about/symptoms.html>) - CDC
4. China Travel Advisory (<https://travel.state.gov/content/travel/en/traveladvisories/traveladvisories/china-travel-advisory.html>) - U.S. State Department, accessed January 31, 2020.
5. Novel Coronavirus in China - Warning - Level 3, Avoid Nonessential Travel (<https://wwwnc.cdc.gov/travel/notices/warning/novel-coronavirus-china>) - CDC, January 28, 2020.
6. Public Health Screening to Begin at 3 U.S. Airports for 2019 Novel Coronavirus ("2019-nCoV") (<https://www.cdc.gov/media/releases/2020/p0117-coronavirus-screening.html>) - CDC January 17, 2020
7. First Travel-related Case of 2019 Novel Coronavirus Detected in United States (<https://www.cdc.gov/media/releases/2020/p0121-novel-coronavirus-travel-case.html>) - CDC, January 21, 2020
8. Second Travel-related Case of 2019 Novel Coronavirus Detected in United States (<https://www.cdc.gov/media/releases/2020/p0124-second-travel-coronavirus.html>) - CDC, January 24, 2020
9. CDC confirms additional cases of 2019 Novel Coronavirus in United States (<https://www.cdc.gov/media/releases/2020/s0126-coronavirus-new-cases.html>) - CDC, January 26, 2020
10. 2019 Novel Coronavirus (2019-nCoV) in the U.S. (<https://www.cdc.gov/coronavirus/2019-ncov/cases-in-us.html>) - CDC, Updated January 29, 2020



14. Delta, American, United to suspend all China mainland flights as coronavirus crisis grows (<https://eu.usatoday.com/story/travel/2020/01/31/coronavirus-china-flight-ban-delta-cuts-all-flights-white-house/4620989002/>) - USA Today, Jan. 31, 2020
15. Secretary Azar Declares Public Health Emergency for United States for 2019 Novel Coronavirus (<https://www.hhs.gov/about/news/2020/01/31/secretary-azar-declares-public-health-emergency-us-2019-novel-coronavirus.html>) - U.S. Department of Health and Human Services (HHS), Jan. 31, 2020
16. Man returning from Wuhan, China is first case of 2019 Novel Coronavirus confirmed in Massachusetts (<https://www.mass.gov/news/man-returning-from-wuhan-china-is-first-case-of-2019-novel-coronavirus-confirmed-in>) - Massachusetts Department of Public Health, Feb. 1, 2020
17. County of Santa Clara Public Health Department Reports First Case of Novel (new) Coronavirus (<https://www.sccgov.org/sites/phd/news/Pages/novel-coronavirus-1-31-2020.aspx>) - Santa Clara County Public Health, Jan. 31, 2020
18. Coronavirus: First case confirmed in Santa Clara County (<https://www.mercurynews.com/2020/01/31/santa-clara-coronavirus/>) - Mercury News, Jan. 31. 2020







---

worldometer (/)

[about \(/about/\)](#) | [faq \(/faq/\)](#) | [languages \(/languages/\)](#) | [contact \(/contact/\)](#) | [report coronavirus cases \(/report\\_us/\)](#)



[\(/newsletter-subscribe/\)](#)



[\(/https://twitter.com/Worldometers\)](https://twitter.com/Worldometers)



[\(/https://www.facebook.com/Worldometers.info\)](https://www.facebook.com/Worldometers.info)

---

© Copyright Worldometers.info - All rights reserved - Disclaimer & Privacy Policy (/disclaimer/)

